



**Introductory sub-table (I)(a)**

<b>Name of the Company: TRANS FINANCIAL RESOURCES LIMITED</b>			
<b>Scrip Code, Name of the scrip, class of security: EQUITY SHARES</b>			
<b>Quarter ended: 30TH SEPTEMBER, 2013</b>			
		<b>No. of partly paid-up shares</b>	<b>As a % of total no. of partly paid-up shares</b>
<b>Partly paid-up shares:-</b>			
Held by promoter/promoter group			
Held by public			
<b>Total</b>	<b>0</b>	<b>0</b>	
		<b>As a % of total no. of shares of the company</b>	
<b>Outstanding convertible securities:- No. of outstanding securities</b>			
Held by promoter/promoter group			
Held by public			
<b>Total</b>	<b>0</b>	<b>0</b>	
		<b>As a % of total no. of outstanding convertible securities</b>	
		<b>As a % of total no. of shares of the company, assuming full conversion of the convertible securities</b>	
<b>Warrants:-</b>			
		<b>No. of warrants</b>	<b>As a % of total no. of warrants</b>
Held by promoter/promoter group			
Held by public			
<b>Total</b>	<b>0</b>	<b>0</b>	
		<b>As a % of total no. of shares of the company, assuming full conversion of warrants</b>	
<b>Total paid-up capital of the company, assuming full conversion of warrants and convertible securities</b>			
		<b>5019100</b>	





Statement Showing Shareholding Pattern									
Category of Shareholder	Category of Shareholder	Number of Shares	Table I(a)			Total shareholding as a percentage of total number of shares		Shares Pledged or otherwise encumbered	
			Total number of shares	Number of shares held in dematerialized form	As a percentage of (A+B) <sup>1</sup>	As a percentage of (A+B+C)	Number of shares	As a percentage (IX) = (VIII)/(IV)*100	
(I)	(II)	(III)	(IV)	(V)	(VI)	(VII)	(VIII)	(IX)	
(A)	Shareholding of Promoter and								
1	Indian								
(a)	Individuals/ Hindu Undivided Family								
		3	842600	0	16.78	16.78	0	0.00	
(b)	Central Government/ State Government(s)								
		0	0	0	0.00	0.00	0	0.00	
(c)	Bodies Corporate								
(d)	Financial Institutions/ Banks	4	468200	0	9.32	9.32	0	0.00	
(e)	Any Others (Specify)	0	0	0	0.00	0.00	0	0.00	
(e-i)									
(e-ii)									
	Sub Total(A)(1)	7	1310800		26.10	26.10	0	0.00	
2	Foreign								
a	Individuals (Non-Residents Individuals/ Foreign Individual)	0	0	0	0.00	0.00	0	0.00	
b	Bodies Corporate	0	0	0	0.00	0.00	0	0.00	
c	Institutions	0	0	0	0.00	0.00	0	0.00	
d	Qualified Foreign Investor	0	0	0	0.00	0.00	0	0.00	
e	Any Others (Specify)								
e-i									
e-ii									
	Sub Total(A)(2)	0	0		0.00	0.00	0	0.00	
	Total Shareholding of Promoter and	7	1310800		26.10	26.10	0	0.00	
(B)	Public shareholding								
1	Institutions	0	0	0	0.00	0.00	0	0.00	
(a)	Mutual Funds/ FI	0	0	0	0.00	0.00	0	0.00	
(b)	Financial Institutions/ Banks								






(c)	Central Government/ State Government(s)	0	0	0	0.00	0.00	0	0.00
(d)	Venture Capital Fund	0	0	0	0.00	0.00	0	0.00
(e)	Insurance Companies	0	0	0	0.00	0.00	0	0.00
(f)	Foreign Institutional Investors	0	0	0	0.00	0.00	0	0.00
(g)	Foreign Venture Capital Investors	0	0	0	0.00	0.00	0	0.00
(h)	Qualified Foreign Investor	0	0	0	0.00	0.00	0	0.00
(i)	Any Other (specify)							
(i-i)								
(i-ii)								
	Sub-Total (B)(1)	0	0	0	0.00	0.00	0	0.00
B 2	Non-institutions							
(a)	Bodies Corporate	5	99600	0	1.98	1.98	0	0.00
(b)	Individuals							
	Individuals - i. Individual shareholders holding nominal share capital up to Rs 1 lakh	3923	3571800	91000	71.19	71.19	0	0.00
II	ii. Individual shareholders holding nominal share capital in excess of Rs. 1 lakh.	2	36900	0	0.73	0.73	0	0.00
(c)	Qualified Foreign Investor	0	0	0	0.00	0.00	0	0.00
(d)	Any Other (specify)	0	0	0	0.00	0.00		
(d-i)								
(d-ii)								
	Sub-Total (B)(2)	3930	3708300	91000	73.90	73.90	0	0.00
(B)	Total Public shareholding (B)= (B)(1)+(B)(2)	3930	3708300	91000	73.90	73.90	0	0.00
	TOTAL (A)+(B)	3937	5019100	91000	100.00	100.00	0	0.00
(C)	Shares held by Custodians and against which Depository Receipts have been issued							
1	Promoter and Promoter Group	0	0	0	0.00	0.00	0	0.00
2	Public	0	0	0	0.00	0.00	0	0.00
	Sub-Total (C)							
	GRAND TOTAL: (A)+(B)+(C)	3937	5019100	91000	100	100.00	0	0.00





Sr.No	Notes
1	FOREIGN SHAREHOLDING IN THE COMPANY IS NIL.
2	
3	
4	
5	
6	
7	
8	
9	






(D)(b) Statement showing holding of securities (including shares, warrants, convertible securities) of persons belonging to the category "Promoter and Promoter Group"

category "Promoter and Promoter Group"												
Sr.	Name of the shareholder	Details of Shares held			Encumbered shares (*)			Details of warrants		Details of convertible securities		Total shares (including underlying shares assuming full conversion of warrants and convertible securities) as a % of diluted share capital
		Number of shares held	As a % of grand total (A)+(B)+(C)	No.	As a percentage (VI)=(V)/(III)*100	As a % of grand total (A)+(B)+(C) of sub-clause (I)(a)	Number of warrants held	As a % of total number of warrants of the same class	Number of convertible securities held	As a % of total number of convertible securities of the same class		
No.	(i)	(iii)	(iv)	(v)	(vi)=(v)/(iii)*100	(vii)	(viii)	(ix)	(x)	(xi)	(xii)	
1	HEMRAJ SINGH VAGHELA	405100	8.07	0	0.00	0.00	0	0	0	0	0	
2	PRITIBEN VAGHELA	131800	2.62	0	0.00	0.00	0	0	0	0	0	
3	VIMLAKUMARI VAGHELA	305700	6.09	0	0.00	0.00	0	0	0	0	0	
4	TRANS TECHNO FOODS LTD	155500	3.09	0	0.00	0.00	0	0	0	0	0	
5	TRANS REAL ESTATE P LTD	100000	1.99	0	0.00	0.00	0	0	0	0	0	
6	TRANS FISCAL P LTD	106700	2.12	0	0.00	0.00	0	0	0	0	0	
7	SWASTIK SEEDS CO P LTD	106000	2.11	0	0.00	0.00						
8												
9												
10												
11											0	
TOTAL		1310800	26.10	0	0.00	0.00	0	0	0	0	0	


(\*) The term "encumbrance" has the same meaning as assigned to it in regulation 28(3) of the SAST Regulations, 2011





## category "Public" and holding more than 1% of the total number of shares


Sr. No.	Name of the shareholder	Number of shares held	Shares as a percentage of total number of shares {i.e., Grand Total (A)+(B)+(C) indicated in Statement at para (I)(a) above}	Details of warrants		Details of convertible securities		Total shares (including underlying shares assuming full conversion of warrants and convertible securities) as a % of diluted share capital
				Number of warrants held	As a % of total number of warrants of the same class	Number of convertible securities held	% w.r.t total number of convertible securities of the same class	
1	MD ROADLINES P LTD	95000	1.89	0	0	0	0	0
2								
3								
4								
5								
6								
7								
8								
9								
10								
TOTAL		95000	1.89	0	0	0	0	0





(I)(c)(ii) Statement showing holding of securities (including shares, warrants, convertible securities) of persons (together with PAC) belonging to the category "Public" and holding more than 5% of the total number of shares of the company

Sr. No.	Name(s) of the shareholder(s) and the Persons Acting in Concert (PAC) with them	Number of shares	Shares as a percentage of total number of shares {i.e., Grand Total (A)+(B)+(C) indicated in Statement at para (I)(a) above}	Details of warrants		Details of convertible securities		Total shares (including underlying shares assuming full conversion of warrants and convertible securities) as a % of diluted share capital
				Number of warrants	As a % total number of warrants of the same class	Number of convertible securities held	% w.r.t total number of convertible securities of the same class	
1								
2	NIL							
3								
4								
5								
6								
7								
8								
9								
10								










(II)(a) Statement showing details of Depository Receipts (DRs)

Sr. No.	Type of outstanding DR (ADRs, GDRs, SDRs, etc.)	Number of outstanding DRs	Number of shares underlying outstanding DRs	Shares underlying outstanding DRs as a percentage of total number of shares {i.e., Grand Total (A)+(B)+(C) indicated in Statement at para (I)(a) above}
1	NIL			0.00
2				0.00
3				0.00
4				0.00
5				0.00
6				0.00
7				0.00
8				0.00
9				
TOTAL		0	0	0.00





(II)(b) Statement showing holding of Depository Receipts (DRs), where underlying shares held by "promoter/promoter group" are in excess of 1% of the total number of shares

Sr. No.	Name of the DR Holder	Type of outstanding DR (ADRs, GDRs, SDRs, etc.)	Number of shares underlying outstanding DRs	Shares underlying outstanding DRs as a percentage of total number of shares {i.e., Grand Total (A)+(B)+(C) indicated in Statement at para (I)(a) above}
1	NIL			0.00
2				0.00
3				0.00
4				0.00
5				0.00
6				0.00
7				0.00
8				0.00
9				
TOTAL				0.00

